



Class X Shares - Retail - 31 January 2022

TM home investor fund is the UK's first Financial Conduct Authority regulated residential Property Authorised Investment Fund (PAIF)

This factsheet is for information only. It is not designed to provide advice on the suitability of an investment for your personal financial situation. Investors should read the Key Investor Information Document or Prospectus which are available on www.homeinvestor.fund or by contacting info@hearthstone.co.uk.

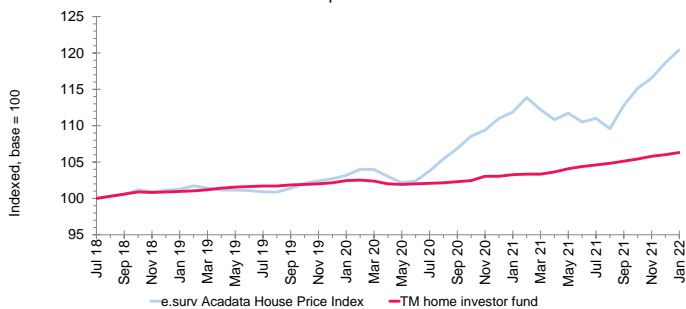
Investment Objective Summary

The Fund invests in private rented sector housing across mainland UK regions and aims to capture UK house price growth and provide an element of income return. The property investment manager, Hearthstone Asset Management Limited, uses quantitative asset allocation and qualitative regional stock selection to build a portfolio of assets reflecting the distribution of UK mainland housing stock which are let under assured shorthold tenancies (AST's) and corporate lets. Investment returns comprise capital growth and rental income. The e.surv Acadata House Price Index is used for performance comparisons only. It is not a target benchmark and the fund is not constrained by it. This index has been chosen as a comparator benchmark as it is based upon actual sales completed and is mix-adjusted.

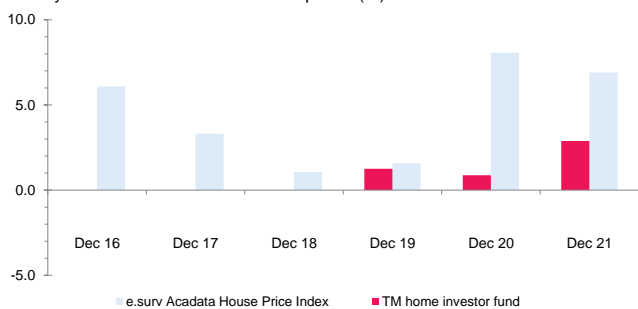
Please see the Key Investor Information Document or Prospectus for the full Investment Objective and Policy wording, and on the choice of performance comparator.

Fund v. Performance Comparator

Cumulative total return since share class inception



Discrete year until end of latest calendar quarter (%)



Cumulative total return (%) over period:

	1m	3m	6m	1y	3y	5y
TM home investor fund	0.28	0.85	1.63	2.95	5.29	-
e.surv Acadata House Price Index	1.50	4.61	8.50	7.67	18.93	23.44

Discrete total return (%) 12 months ending:

	Dec 17	Dec 18	Dec 19	Dec 20	Dec 21
TM home investor fund	-	-	1.25	0.87	2.88
e.surv Acadata House Price Index	3.32	1.06	1.58	8.07	6.90

Performance of Class X Shares - Retail Accumulation Class, launched 13/07/2018. Prevailing single price*, net of charges, in GBP with income reinvested net of basic rate income tax. Performance of other classes may vary. Source of all data: Financial Express 31/01/2022 and e.surv 31/01/2022 unless stated otherwise.

*On 09-04-2015, the fund switched to a swinging single pricing basis with the prevailing single price used for performance calculation. Prior to that date, the fund was dual priced, with performance calculated on a bid-to-bid basis.

Important: You may get back less than the amount invested. Past performance is not necessarily a guide to future performance and future returns are not guaranteed. Tax treatment depends on the individual circumstances of each investor and may be subject to change in future.

Property Investment Manager's commentary

The Fund's established property portfolio was valued upwards again in January by the Standing Independent Valuer, CBRE, this month by £185,000 (0.33%). Of the 28 properties valued upward, 7 were in Horsham, West Sussex, and 13 were in Smethwick, near Birmingham. The e.surv Acadata House Price Index continues to be very volatile due to slow recording of transactions at Land Registry - for example, just 57,250 of the estimated 150,000 transactions for September last year have been recorded so far. We are therefore reading the recent months' index with a high degree of caution as it is derived from available Land Registry data.

Good progress is being made deploying more of the Fund's current cash to new properties and, having completed on approximately £4.3 million of purchases in November and December, we hope to complete on another £2.1 million acquisition in the South West in March. This is a purchase of six 3-bed semi-detached and one 4-bed detached houses across two adjacent sites from the same developer. The property team continues to review several other potential acquisitions for the Fund.

Just 5 properties were vacant at the end of January but 3 have since been let. As reported in previous commentary, the current high demand for quality rental property is translating into positive rental growth. The average rental growth over 12 months stands at 2.3% (versus ONS at 1.8%), but January alone saw c. 3% uplift on 9 rent reviews and 9.8% on 6 relets of vacated properties.

* The Standing Independent Valuer (SIV) attached a material valuation uncertainty clause to the Spectrum flats in Manchester in April 2021 following a failed EWS1 (external wall safety) assessment. These assessments were introduced by the government to improve fire safety of high-rise buildings including external cladding. As the potential cost of any remedial works, its funding and timing remain unclear, the clause remains in place. Government guidance is also under review, and it is not known how remedial works may impact the value of the flats or require funding from leaseholders. Consequently, the SIV has not changed its valuation from March 2021 but states less certainty and a higher degree of caution should be attached to its valuation of these units, and that it may take longer than the usual 3-6 month marketing period should a decision be made to sell them individually. All residents are aware of the situation and additional fire safety measures have been implemented. The 17 flats held by the fund, of which 12 are in a building below 18m, are part of a larger development of 600 apartments.

Portfolio Facts

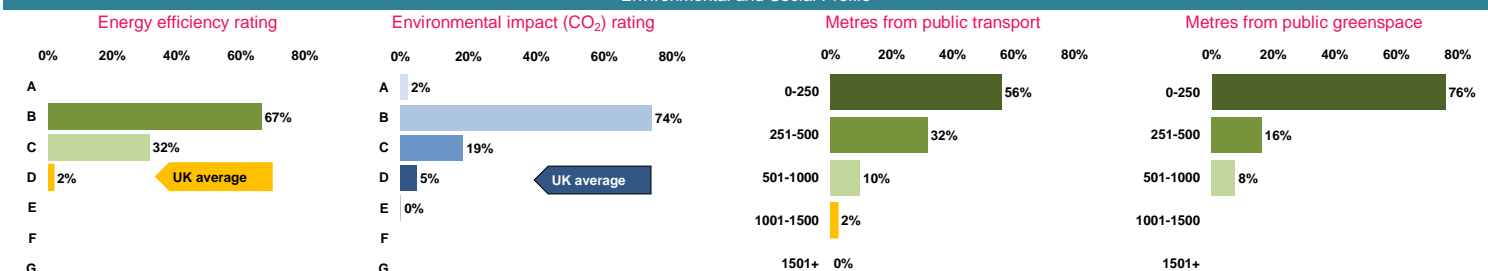
Fund asset allocation	
Cash or equivalent	21.91%
Property - North West	8.98%
Property - North East	0.00%
Property - Yorks & Humber	3.19%
Property - South East	19.02%
Property - South West	5.56%
Property - Wales	0.00%
Property - Scotland	2.68%
Property - East of England	10.05%
Property - East Midlands	7.80%
Property - West Midlands	8.66%
Property - London	12.15%

Top 10 property holdings		
Holding	Units	Value
Quadrant Court, Wembley, London HA9	22	£7,380,000
Wickhurst Green, Horsham, RH12	14	£4,735,000
The Limes, Nottingham, NG8	18	£3,950,000
Spectrum, Blackfriars Road, Manchester M3	17	* £3,115,000
Crocketts Lane, Smethwick, B66	13	£3,090,000
Whittingham Place, Preston, PR3	13	£2,998,000
King Georges Park, Rowhedge, CO5	8	£2,605,000
Rea Road, Northfield, Birmingham. B31	14	£1,835,000
Henmead House, Haywards Heath, RH16	6	£1,755,000
Portland View, Bristol, BS2	6	£1,750,000

* See commentary above.

Property portfolio metrics	
Flats	90
Terraced	61
Semi	59
Detached	11
Total number of properties	221
Average property value	£255,993
Average tenant stay	30 months
1 year ave. occupancy (% of income)	96.26%

Environmental and Social Profile



All charts show the property portfolio by percentage of property units. Values may not total 100% due to rounding. Sources: Hearthstone and Department for Levelling Up, Housing and Communities, 31 January 2022

Class X Shares - Retail - 31 January 2022

Costs and charges

Entry charge:	0.00%	OCF includes 0.20% product charge for
Exit charge:	0.00%	WealthKernel portal.
Annual charges ('OCF')*:	1.71%	

* Ongoing Charges Figure (OCF) is based on estimated annual expenses, and includes the Annual Management Charge of 1.1%. The OCF may vary from year to year.

Please note that past performance on the first page is shown after charges
CHARGES TO CAPITAL: Charges for the income share class only, insofar as possible, are taken from capital. Whilst this may increase the level of income distributed, capital may be eroded if growth is less than charges taken.

Minimum investment

(May not apply for investment via online platforms or wraps)

Initial:	£100
Additional:	£100
Monthly:	£100

Fund Price and Yield at 31 January 2022

	<u>Accumulation Class</u>	<u>Income Class</u>
Fund price:	£ 1.432	£1.432
Yield: *	0.31 %	0.31 %
* net of basic rate income tax. Income class yield is estimated, based on historical yield of the Accumulation class.		
Past five years distributions (pence per share):		
2021	0.44	0.00
2020	0.81	0.00
2019	1.44	0.00
2018	0.30	0.00
2017	0.00	0.00

Distribution dates: **Annual: 31 Oct**
Interim: 28 Feb, 31 May, 30 Nov

Investment ratios

Annualised over last 36 monthly prices. Source: Financial Express Analytics.

Volatility (Accumulation class):	0.57 %
Maximum drawdown (Accumulation class):	-0.58 %

How to invest

This share/unit class is available on the platforms listed below. Other classes may be available on different platforms.

Adviser/Wealth Manager platforms:

Direct to consumer (non-advised) platforms:

This share class is currently only available on the WealthKernel online investment portal which can be accessed via www.homeinvestor.fund

Key fund information

Fund name:	TM home investor fund (a subfund of the TM Hearthstone ICVC)
Performance comparator:	e.surv Acadata House Price Index
Fund launch date:	25/07/2012
Share class launch date:	13/07/2018 (Accumulation Class) 20/04/2020 (Income Class)
Fund size:	£72,842,206
Primary asset class:	UK Residential Property
Structure:	OEIC with PAIF Tax Status
Pricing frequency:	Daily
Subscription frequency:	Daily
Redemption frequency:	Daily
Dealing time:	22:30
Settlement:	T+4

Fund Codes

Class:	Class X	
	Accumulation Class	Income Class
Sedol:	BFZ58Z5	BLHXV94
ISIN:	GB00BFZ58Z57	GB00BLHXV949
Citicode:	P9JT	QZF9
MEXID:	THOSL	
MiFID category:	Non-complex	

Management & Administration

Fund Manager:	Stuart Springham, MRICS
Chief Investment Officer:	Andrew Smith, FRICS
Investment Committee:	Cedric Bucher Alan Collett, FRICS Andrew Smith, FRICS Stuart Springham, MRICS Darren Stent
Property Investment Manager and Distributor:	Hearthstone Asset Management Limited 29 Throgmorton Street London EC2N 2AT 020 3301 1330 info@hearthstone.co.uk www.homeinvestor.fund
Authorised Corporate Director:	Thesis Unit Trust Management Limited Exchange Building, St Johns Street, Chichester, West Sussex, PO19 1UP 01243 531234 www.tutman.co.uk
Dealing and administration:	TM Hearthstone ICVC Thesis Unit Trust Management Limited Sunderland SR43 4AZ 0333 300 0375
Depository:	NatWest Trustee & Depository Services Limited
Independent valuer:	CBRE Limited
Auditor:	Grant Thornton UK LLP

Fund ratings

FE Risk Score
5

Environmental, Social, Governance (ESG)



Signatory of:



Important information

This financial promotion has been approved under Section 21 of the Financial Services and Markets Act 2000 by Thesis Asset Management Limited. Residential property values are affected by factors such as interest rates, economic growth, fluctuations in property yields and tenant default. Property investments are relatively illiquid compared to bonds and equities, and can take a significant amount of time to trade. Tax treatment depends on the individual circumstances of each investor and may be subject to change in future.

Hearthstone Investments Ltd is the parent company of the Hearthstone Investments Group. Regulated business is carried out by Hearthstone Asset Management Limited. Hearthstone Asset Management Limited is an appointed representative of Thesis Asset Management Limited which is authorised and regulated by the Financial Conduct Authority (114354). Hearthstone Investments Ltd (06379066) and Hearthstone Asset Management Limited (07458920) are both registered in England and Wales. The registered office for both companies is c/o Waterstone Company Secretaries Ltd Suite LG:03, Bridge House, 181 Queen Victoria Street, London, EC4V 4EG.

Thesis Unit Trust Management Limited is the Authorised Corporate Director. Authorised and regulated by the Financial Conduct Authority (186882).