



Authorised Unit Trust Feeder- Retail (Unbundled)

Fund fact sheet date: 31 October 2020

TM home investor feeder fund is the Authorised Unit Trust Feeder for UK's first Financial Conduct Authority regulated residential Property Authorised Investment Fund (PAIF)

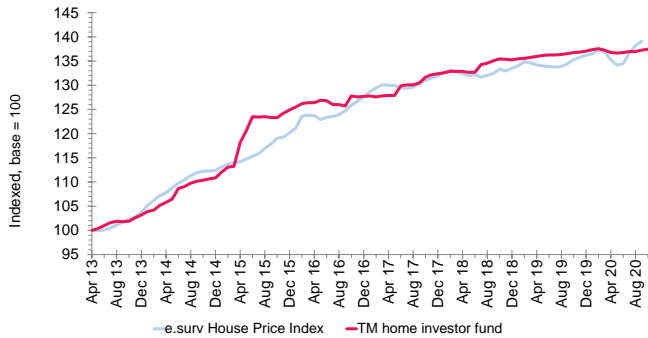
This factsheet is for information only. It is not designed to provide advice on the suitability of an investment for your personal financial situation. If you have any questions regarding the information included in this factsheet, you are recommended to speak to a financial adviser.

Investment Objective

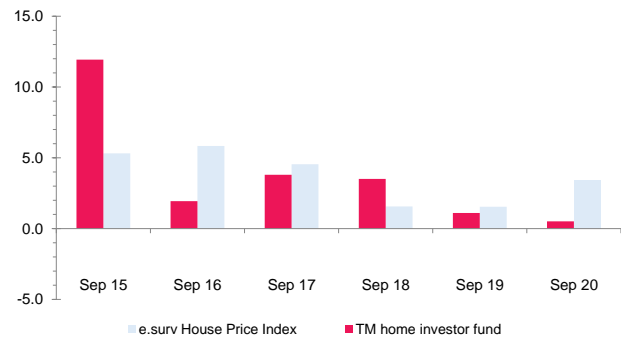
The Fund invests in private rented sector housing across the mainland UK regions and aims to capture UK house price growth plus provide an element of income return. The property investment manager, Hearthstone Asset Management Limited, uses quantitative asset allocation methods and qualitative regional stock selection to build a portfolio of assets reflecting the distribution of UK mainland housing stock. Properties are let under assured shorthold tenancies (AST's) and corporate lets. Investment returns comprise capital growth and rental income. The e.surv House Price Index (previously known as LSL Acadata) is used for the purpose of performance comparisons.

Fund v. Performance Comparator

Cumulative total return since unit class inception



Discrete year until end of latest calendar quarter (%)



Cumulative total return (%) over period:

	1m	3m	6m	1y	3y	5y
TM home investor fund	0.15	0.36	0.51	0.51	4.39	11.47
e.surv House Price Index	0.66	3.43	1.59	3.41	6.65	18.01

Discrete total return (%) 12 months ending:

	Sep 16	Sep 17	Sep 18	Sep 19	Sep 20
TM home investor fund	1.94	3.80	3.51	1.11	0.51
e.surv House Price Index	5.83	4.55	1.57	1.54	3.41

Performance of Authorised Unit Trust Feeder- Retail (Unbundled) Accumulation Class, launched 29/04/2013. Prevailing single price*, net of charges, in GBP with income reinvested gross (no deduction of income tax). Performance of other classes may vary. Source of all data: Financial Express 31/10/2020 and e.surv 30/09/2020 unless stated otherwise.

*On 09-04-2015, the fund switched to a swinging single pricing basis with the prevailing single price used for performance calculation. Prior to that date, the fund was dual priced, with performance calculated on a bid-to-bid basis.

Important: You may get back less than the amount invested. Past performance is not necessarily a guide to future performance and future returns are not guaranteed.

Property Investment Manager's commentary

The housing market continued to flourish in October, with Zoopla reporting annual house price growth at a two-year high of +3%, up from 1.1% in 2019, and e-surv (formerly LSL Acadata) reporting a 3.4% increase. Zoopla also stated that the sales pipeline is up 50% year-on-year and 44% above pre-Covid levels. This increased activity has again been reflected in the Fund's property portfolio which increased in value for the fifth consecutive month - up 0.12% for October, giving a cumulative increase of 0.48% over the last five months.

Some of the current headline house price index figures are driven by the premium end of the market which will be less relevant to the mainstream homes held in the TM home investor fund. The Standing Independent Valuer, CBRE, is keeping a close watch on the fast-changing picture of the UK housing market and the implications on the Fund's portfolio, but it is worth noting that the RICS Red Book guidelines stipulate that, when valuing a property, transaction prices of comparable properties are only relevant if contracts have exchanged on those sales. Current high transaction levels are causing some delays in the transaction process so, even if there are indications of rising prices from agreed sales in the market, these can't be factored into the Fund's valuations until sales of comparable properties reach exchange of contracts.

The resilience of the residential sector was demonstrated again in October with the Fund collecting 98.25% of rent demanded, taking the average monthly collection to 97.6% since the start of the Covid crisis, and in significant contrast to the commercial property funds. We are also seeing the number of vacancies within the portfolio continue to fall, with occupancy, excluding a small number of properties for sale, now back up to 98% (from a low of 90% at the height of the pandemic) resulting in the highest monetary rent collection for 2020. In short, valuation up, rent collection up: a positive start to Q4. Importantly, despite England entering a second 'lockdown' from 5th November, the housing market remains open for house building, sales, lettings, and associated services - unlike the situation in March this year.

Portfolio Facts

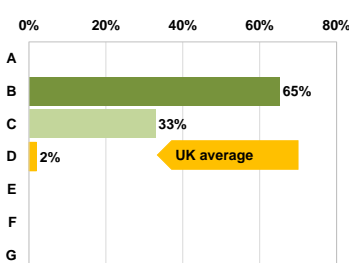
Fund asset allocation	
Cash or equivalent	14.99%
Property - North West	5.63%
Property - North East	0.00%
Property - Yorks & Humber	0.94%
Property - South East	22.19%
Property - South West	7.08%
Property - Wales	0.00%
Property - Scotland	3.25%
Property - East of England	12.27%
Property - East Midlands	8.64%
Property - West Midlands	10.17%
Property - London	14.83%

Top 10 property holdings		
Holding	Units	Value
Quadrant Court, Wembley, London HA9	22	£7,442,500
Wickhurst Green, Horsham, RH12	14	£4,505,000
The Limes, Nottingham, NG8	18	£3,780,000
Spectrum, Blackfriars Road, Manchester M3	17	£3,015,000
Crocketts Lane, Smethwick, B66	13	£3,015,000
King Georges Park, Rowhedge, CO5	8	£2,425,000
Rea Road, Northfield, Birmingham. B31	14	£1,835,000
Portland View, Bristol, BS2	6	£1,715,000
Henmead House, Haywards Heath, RH16	6	£1,695,000
Pandora Close, Locks Heath, SO31	4	£1,360,000

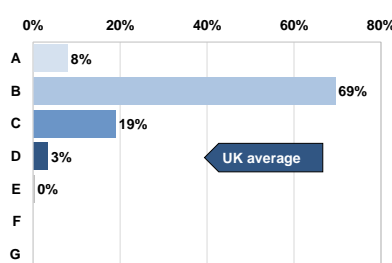
Property portfolio metrics	
Flats	93
Terraced	51
Semi	48
Detached	12
Total number of properties	204
Average property value	£249,076
Average tenant stay	27 months
1 year ave. occupancy (% of income)	92.26%

Environmental Profile

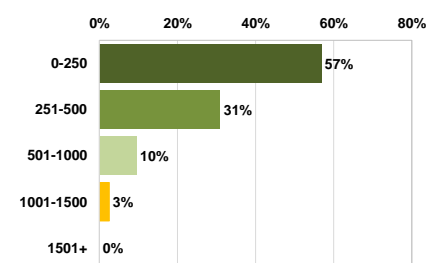
Energy efficiency rating



Environmental impact (CO₂) rating



Metres from public transport



All charts show the property portfolio by percentage of property units. Sources: Hearthstone and Ministry of Housing, Communities & Local Government.



Authorised Unit Trust Feeder- Retail (Unbundled)

Costs and charges

Entry charge:	0.00%
Exit charge:	0.00%
Annual charges ('OCF')*:	1.69%

* Ongoing Charges Figure (OCF) is based on estimated annual expenses, and includes the Annual Management Charge of 0.9%. The OCF may vary from year to year.

Please note that past performance on the first page is shown after charges

Minimum investment

(May not apply for investment via online platforms or wraps)

Initial:	£1,000
Additional:	£500
Monthly:	£50

Fund Price and Yield at 31 October 2020

Fund price:	£ 1.380
Historical yield: *	0.58 %
	* gross (no deduction of income tax)

Distribution dates:	Annual: 31 Oct
	Interim: 28 Feb, 31 May, 30 Nov

Investment ratios

Annualised over last 36 monthly prices. Source: Financial Express Analytics.

Volatility:	0.83 %
Maximum drawdown:	-0.65 %

How to invest

This share/unit class is available on the platforms listed below. Other classes may be available on different platforms.

Adviser/Wealth Manager platforms:

Direct to consumer (non-advised) platforms:

7IM	AJ Bell
Aegon	Alliance Trust Savings
AJ Bell	Aviva Consumer Platform
Allfunds	Bestinvest
Ascentric	Charles Stanley Direct
Aviva	Chelsea Financial Services
Cofunds Institutional	Fidelity FundsNetwork
Cofunds Retail	Halifax Share Dealing
Fidelity FundsNetwork	Hargreaves Lansdown
Hubwise	Interactive Investor
James Hay Wrap	iWeb
Novia	The Share Centre
Nucleus	Tilney Bestinvest
Pershing	Willis Owen
Standard Life Wrap	
Std Life - Elevate	
True Potential	

Fund ratings

FE Risk Score
3

ESG ratings



Key fund information

Fund name:	TM home investor feeder fund (a subfund of the TM Hearthstone UK Residential Feeder Fund)
Performance comparator:	e.surv House Price Index
Fund launch date:	25/07/2012
Unit launch date:	29/04/2013
Fund size:	£59,345,481
Primary asset class:	UK Residential Property
Structure:	Authorised Unit Trust
Pricing frequency:	Daily
Subscription frequency:	Daily
Redemption frequency:	Daily
Dealing time:	22:30 London, UK
Settlement:	T+4

Fund Codes

Class:	Authorised Unit Trust Feeder- Retail (Unbundled)
--------	---

Sedol:	B95V2K4
ISIN:	GB00B95V2K41
Citicode:	I3HN
MEXID:	8TRES

MiFID category:	Non-complex
-----------------	--------------------

Management & Administration

Fund Manager:	Stuart Springham, MRICS
Chief Investment Officer:	Andrew Smith, FRICS

Investment Committee:	Cedric Bucher
	Alan Collett, FRICS
	Andrew Smith, FRICS
	Stuart Springham, MRICS
	Darren Stent

Property Investment Manager and Distributor:	Hearthstone Asset Management Limited
	23 Austin Friars
	London
	EC2N 2QP
	020 3301 1330
	info@hearthstone.co.uk
	www.homeinvestor.fund

Authorised Fund Manager:	Thesis Unit Trust Management Limited
	Exchange Building, St Johns Street,
	Chichester, West Sussex,
	PO19 1UP
	01243 531234

Dealing and administration:	TM Hearthstone ICVC
	PO Box 3733
	Royal Wootton Bassett, Swindon,
	SN4 4BG
	0333 300 0375

Depository:	NatWest Trustee & Depository Services
-------------	--

Independent valuer:	CBRE
---------------------	-------------

Auditor:	Grant Thornton UK LLP
----------	------------------------------

Important information

This financial promotion has been approved under Section 21 of the Financial Services and Markets Act 2000 by Thesis Asset Management Limited. Residential property values are affected by factors such as interest rates, economic growth, fluctuations in property yields and tenant default. Property investments are relatively illiquid compared to bonds and equities, and can take a significant amount of time to trade.

Hearthstone Investments Ltd is the parent company of the Hearthstone Investments Group. Regulated business is carried out by Hearthstone Asset Management Limited. Hearthstone Asset Management Limited is an appointed representative of Thesis Asset Management Limited which is authorised and regulated by the Financial Conduct Authority (114354). Hearthstone Investments Ltd (06379066) and Hearthstone Asset Management Limited (07458920) are both registered in England and Wales. The registered office for both companies is c/o Waterstone Company Secretaries Ltd Third Floor, 5 St. Bride Street, London, United Kingdom, EC4A 4AS.

Thesis Unit Trust Management Limited is the Authorised Fund Manager. Authorised and regulated by the Financial Conduct Authority (186882).