

Authorised Unit Trust Feeder- Retail (Unbundled) - 30 June 2023

TM home investor feeder fund is the Authorised Unit Trust Feeder for UK's first Financial Conduct Authority regulated residential Property Authorised Investment Fund (PAIF). This factsheet is for information only. It is not designed to provide advice on the suitability of an investment for your personal financial situation. Investors should read the Key Investor Information Document or Prospectus which are available on www.homeinvestor.fund or by contacting info@hearthstone.co.uk.

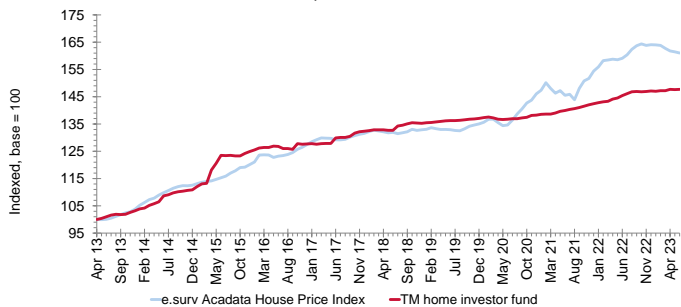
Investment Objective Summary

The Fund invests in private rented sector housing across mainland UK regions and aims to capture UK house price growth and provide an element of income return. The property investment manager, Hearthstone Asset Management Limited, uses quantitative asset allocation and qualitative regional stock selection to build a portfolio of assets reflecting the distribution of UK mainland housing stock which are let under assured shorthold tenancies (AST's) and corporate lets. Investment returns comprise capital growth and rental income. The e.surv Acadata House Price Index is used for performance comparisons only. It is not a target benchmark and the fund is not constrained by it. This index has been chosen as a comparator benchmark as it is based upon actual sales completed and is mix-adjusted.

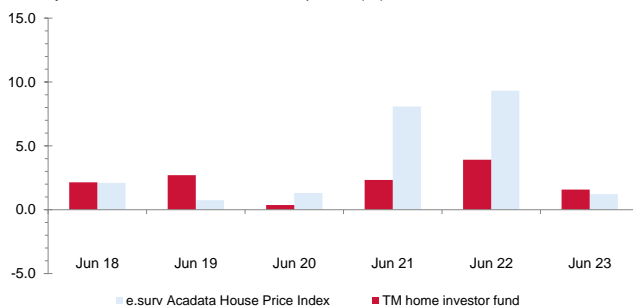
Please see the Key Investor Information Document or Prospectus for the full Investment Objective and Policy wording, and on the choice of performance comparator.

Fund v. Performance Comparator

Cumulative total return since unit class inception



Discrete year until end of latest calendar quarter (%)



Cumulative total return (%) over period:

	1m	3m	6m	1y	3y	5y
TM home investor fund	0.07	0.34	0.41	1.58	8.01	11.34
e.surv Acadata House Price Index	-0.26	-1.03	-1.85	1.22	19.60	22.06

Discrete total return (%) 12 months ending:

	Jun 19	Jun 20	Jun 21	Jun 22	Jun 23
TM home investor fund	2.70	0.37	2.33	3.91	1.58
e.surv Acadata House Price Index	0.74	1.31	8.08	9.31	1.22

Performance of Authorised Unit Trust Feeder- Retail (Unbundled) Accumulation Class, launched 29/04/2013. Prevailing single price*, net of charges, in GBP with income reinvested gross (no deduction of income tax). Performance of other classes may vary. Source of all data: Financial Express 30/06/2023 and e.surv 30/06/2023 unless stated otherwise.

*On 09-04-2015, the fund switched to a swinging single pricing basis with the prevailing single price used for performance calculation. Prior to that date, the fund was dual priced, with performance calculated on a bid-to-bid basis.

Important: You may get back less than the amount invested. Past performance is not necessarily a guide to future performance and future returns are not guaranteed. Tax treatment depends on the individual circumstances of each investor and may be subject to change in future.

Property Investment Manager's commentary

CBRE Limited, the fund's Standing Independent Valuer, left valuations unchanged across all but two of the fund's properties in June: one 2-bed flat in Greater London reduced by 2.3% and one 3-bed semi in Colchester by 1.4%, each based on transactions of comparable local properties. However, this small reduction in capital value was more than offset by net rental income collected during the month.

The e.surv Acadata House Price Index reported a month-on-month decline in the average transaction price of 0.26% and an annual increase of 1.2%. To 30th June 2023, net of charges and with income reinvested, total returns for TM home investor over 1 year ranged from 1.46% to 2.11% depending on share/unit class. However, the fund moved to bid pricing basis on July 3rd resulting in a swing in price of -2.5%. The fund is currently marketing vacant units to raise cash.

Rental growth remains strong at an average of 5.8% over the 12 months to the end of June, which is above the latest ONS rental index which shows 5.1%. Rent reviews of the fund's existing tenancies have been broadly in line with the ONS at an average 4.9% but vacated properties have been relet at 7.95% above previous rents. Our pragmatic approach to reviewing existing tenancies in the current economic climate has kept arrears low and rent collection has averaged 99.4% over the year.

* The Standing Independent Valuer (SIV) attached a material valuation uncertainty clause to the Spectrum flats in Manchester in April 2021 following a failed EWS1 (external wall safety) assessment. These assessments were introduced by the government to improve fire safety of high-rise buildings including external cladding. As of the end of February there was no clarity as to potential cost and timing of any remedial works, or whether this may require funding from leaseholders, the clause remains in place. Consequently, the SIV states less certainty and a higher degree of caution should be attached to its valuation of these units, and that it may take longer than the usual 3-6 month marketing period should a decision be made to sell them individually. However, the original developer of the flats has recently signed the Government's Buildings Safety Repairs pledge and stated its intent to work with the site's Residents Management Company to agree a schedule of remediation works. All residents are aware of the situation and additional fire safety measures have been implemented. The 17 flats held by the fund, of which 12 are in a building below 18 metres, are part of a larger development of c. 600 apartments. Since a Material Valuation Uncertainty clause has been attached to these properties, the 30th June 2022 financial statements were qualified.

Portfolio Facts

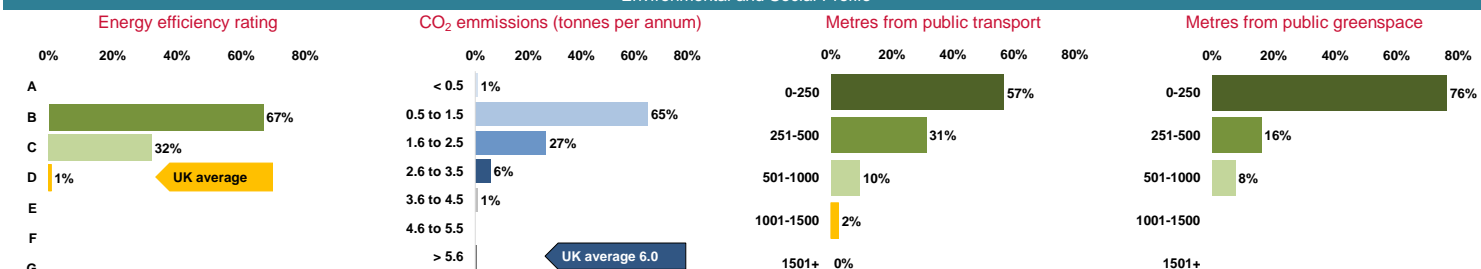
Fund asset allocation	
Cash or equivalent	11.96%
Property - North West	9.30%
Property - North East	0.00%
Property - Yorks & Humber	3.47%
Property - South East	20.86%
Property - South West	9.27%
Property - Wales	0.00%
Property - Scotland	2.84%
Property - East of England	10.72%
Property - East Midlands	8.95%
Property - West Midlands	9.60%
Property - London	13.03%

Top 10 property holdings		
Holding	Units	Value
Quadrant Court, Wembley, London HA9	22	£7,385,000
Wickhurst Green, Horsham, RH12	14	£4,840,000
The Limes, Nottingham, NG8	18	£4,280,000
Crocketts Lane, Smethwick, B66	13	£3,285,000
Whittingham Place, Preston, PR3	13	£2,998,000
Spectrum, Blackfriars Road, Manchester M3	17	£2,865,000
King Georges Park, Rowhedge, CO5	8	£2,705,000
Rea Road, Northfield, Birmingham. B31	14	£1,905,000
Portland View, Bristol, BS2	6	£1,780,000
Willow Grange, Doncaster, DN4	8	£1,670,000

* See commentary above.

Property portfolio metrics	
Flats	87
Terraced	67
Semi	58
Detached	12
Total number of properties	224
Average property value	£264,932
Average tenant stay	34 months
1 year ave. occupancy (% of income)	96.58%

Environmental and Social Profile



All charts show the property portfolio by percentage of property units. Values may not total 100% due to rounding. Sources: Hearthstone and Department for Levelling Up, Housing and Communities, 30 June 2023

Authorised Unit Trust Feeder- Retail (Unbundled) - 30 June 2023

Costs and charges

Entry charge:	0.00%
Exit charge:	0.00%
Annual charges ('OCF')*:	1.61%

* Ongoing Charges Figure (OCF) is based on estimated annual expenses, and includes the Annual Management Charge of 0.9%. The OCF may vary from year to year.

Portfolio transaction costs: **0.03%** of average fund value for the year to 30/06/2023.

Please note that past performance on the first page is shown after charges

Minimum investment

(May not apply for investment via online platforms or wraps)

Initial:	£1,000
Additional:	£500
Monthly:	£50

Fund Price and Yield at 30 June 2023

Fund price:	£ 1.483
Historical yield: *	0.76 %
* gross (no deduction of income tax)	

Past five years distributions (pence per share):

2023	0.23
2022	0.97
2021	0.51
2020	0.61
2019	1.37

Distribution dates: **Annual: 31 Oct**
Interim: 28 Feb, 31 May, 30 Nov

Investment ratios

Annualised over last 36 monthly prices. Source: Financial Express Analytics.

Volatility:	0.63 %
Maximum drawdown:	-0.07 %

How to invest

This share/unit class is available on the platforms listed below. Other classes may be available on different platforms.

Adviser/Wealth Manager platforms:

7IM
Aegon
AJ Bell
Allfunds
Ascentric
Aviva
Cofunds Institutional
Cofunds Retail
Fidelity FundsNetwork
Hubwise
James Hay Wrap
Novia
Nucleus
Pershing
Standard Life Wrap
Std Life - Elevate
True Potential

Direct to consumer (non-advised) platforms:

AJ Bell
Alliance Trust Savings
Aviva Consumer Platform
Bestinvest
Charles Stanley Direct
Chelsea Financial Services
Fidelity FundsNetwork
Halifax Share Dealing
Hargreaves Lansdown
Interactive Investor
iWeb
The Share Centre
Tilney Bestinvest
Willis Owen

Environmental, Social, Governance (ESG)

Signatory of:



Key fund information

Fund name:	TM home investor feeder fund (a subfund of the TM Hearthstone UK Residential Feeder Fund)
Performance comparator:	e.surv Acadata House Price Index
Fund launch date:	25/07/2012
Unit launch date:	29/04/2013
Fund size:	£67.7 million
Primary asset class:	UK Residential Property
Structure:	Authorised Unit Trust
Pricing frequency:	Daily
Subscription frequency:	Daily
Redemption frequency:	Daily
Dealing time:	22:30 London, UK
Settlement:	T+4

Fund Codes

Class:	Authorised Unit Trust Feeder- Retail (Unbundled)
Sedol:	B95V2K4
ISIN:	GB00B95V2K41
Citicode:	I3HN
MEXID:	8TRES
MiFID category:	Non-complex

Management & Administration

Fund Manager:	Stuart Springham, MRICS
Chief Investment Officer:	Andrew Smith, FRICS
Investment Committee:	Cedric Bucher Andrew Smith, FRICS Stuart Springham, MRICS Darren Stent

Property Investment Manager and Distributor:	Hearthstone Asset Management Limited 29 Throgmorton Street London EC2N 2AT 020 3301 1330 info@hearthstone.co.uk www.homeinvestor.fund
--	--

Authorised Fund Manager:	Thesis Unit Trust Management Limited Exchange Building, St Johns Street, Chichester, West Sussex, PO19 1UP 01243 531234 www.tutman.co.uk
--------------------------	---

Dealing and administration:	TM Hearthstone ICVC Thesis Unit Trust Management Limited Sunderland SR43 4AZ 0333 300 0375
-----------------------------	---

Depository:	NatWest Trustee & Depository Services Limited
-------------	--

Independent valuer:	CBRE Limited
---------------------	---------------------

Auditor:	Grant Thornton UK LLP
----------	------------------------------

Fund ratings

FE Risk Score

6

FE Risk Scores define risk as a measure of volatility relative to that of the UK leading 100 shares which has a risk rating of 100, and cash having a rating of zero.

Important information

This financial promotion has been approved under Section 21 of the Financial Services and Markets Act 2000 by Thesis Asset Management Limited. Residential property values are affected by factors such as interest rates, economic growth, fluctuations in property yields and tenant default. Property investments are relatively illiquid compared to bonds and equities, and can take a significant amount of time to trade. Tax treatment depends on the individual circumstances of each investor and may be subject to change in future.

Hearthstone Investments Ltd is the parent company of the Hearthstone Investments Group. Regulated business is carried out by Hearthstone Asset Management Limited. Hearthstone Asset Management Limited is an appointed representative of Thesis Asset Management Limited which is authorised and regulated by the Financial Conduct Authority (114354). Hearthstone Investments Ltd (06379066) and Hearthstone Asset Management Limited (07458920) are both registered in England and Wales. The registered office for both companies is c/o Waterstone Company Secretaries Ltd Suite LG:03, Bridge House, 181 Queen Victoria Street, London, EC4V 4EG.

Thesis Unit Trust Management Limited is the Authorised Fund Manager. Authorised and regulated by the Financial Conduct Authority (186882).