

**Class C Shares - Retail Gross (Unbundled) - 31 January 2023**

TM home investor fund is the UK's first Financial Conduct Authority regulated residential Property Authorised Investment Fund (PAIF).

This factsheet is for information only. It is not designed to provide advice on the suitability of an investment for your personal financial situation. Investors should read the Key Investor Information Document or Prospectus which are available on [www.homeinvestor.fund](http://www.homeinvestor.fund) or by contacting [info@hearthstone.co.uk](mailto:info@hearthstone.co.uk).

**Investment Objective Summary**

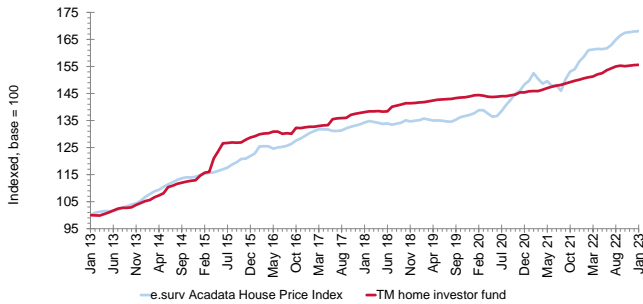
The Fund invests in private rented sector housing across mainland UK regions and aims to capture UK house price growth and provide an element of income return. The property investment manager, Hearthstone Asset Management Limited, uses quantitative asset allocation and qualitative regional stock selection to build a portfolio of assets reflecting the distribution of UK mainland housing stock which are let under assured shorthold tenancies (AST's) and corporate lets. Investment returns comprise capital growth and rental income.

The e.surv Acadata House Price Index is used for performance comparisons only. It is not a target benchmark and the fund is not constrained by it. This index has been chosen as a comparator benchmark as it is based upon actual sales completed and is mix-adjusted.

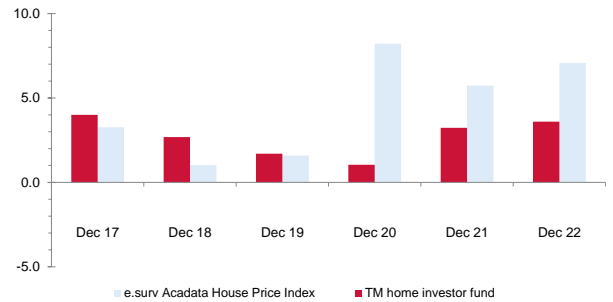
Please see the Key Investor Information Document or Prospectus for the full Investment Objective and Policy wording, and on the choice of performance comparator.

**Fund v. Performance Comparator**

Cumulative total return since share class inception



Discrete year until end of latest calendar quarter (%)



Cumulative total return (%) over period:

	1m	3m	6m	1y	3y	5y
TM home investor fund	0.06	0.32	0.84	3.32	7.83	12.67
e.surv Acadata House Price Index	0.07	0.36	3.16	5.96	22.05	25.16

Discrete total return (%) 12 months ending:

	Dec 18	Dec 19	Dec 20	Dec 21	Dec 22
TM home investor fund	2.69	1.70	1.04	3.23	3.60
e.surv Acadata House Price Index	1.02	1.59	8.21	5.74	7.07

Performance of Class C Shares - Retail Gross (Unbundled) Accumulation Class, launched 07/01/2013. Prevailing single price\*, net of charges, in GBP with income reinvested gross (no deduction of income tax). Performance of other classes may vary. Source of all data: Financial Express 31/01/2023 and e.surv 31/01/2023 unless stated otherwise.

\*On 09-04-2015, the fund switched to a swinging single pricing basis with the prevailing single price used for performance calculation. Prior to that date, the fund was dual priced, with performance calculated on a bid-to-bid basis.

**Important: You may get back less than the amount invested. Past performance is not necessarily a guide to future performance and future returns are not guaranteed. Tax treatment depends on the individual circumstances of each investor and may be subject to change in future.**

**Property Investment Manager's commentary**

The UK residential property market has remained resilient as the turbulence seen during the final quarter of 2022 continues to subside, and mortgage lenders continue to reduce rates on their fixed-rate products despite the Bank of England going ahead with the (much-anticipated) rise in base rate to 4.0% in February. Zoopla, the online property portal, reported last week that "The start of the year has seen demand for homes tracking in line with the pre-pandemic years of 2018 and 2019", and opines that "affordable homes in high demand areas will still attract strong interest."

The Fund's property portfolio valuations remained largely unchanged again in January, with just a small downward revision on 14 flats in Rae Road, Birmingham following the sale of a comparable property, although this reduction was offset by rental income collected. Rent collection of 99.6% and rental growth of 5.8% over 12 months further illustrate the resilience of the private-rented sector, as demand far exceeds supply of good quality housing in most regions.

Recent negative movements in some house price indices may be exaggerated by buyers opting for smaller, cheaper properties because of availability and affordability of mortgage finance, but inflationary pressures are expected to ease as the year progresses which we expect will help to reinvigorate the owner-occupier housing market further. Overall, the outlook for the sector is now much improved from where it was at the start of the final quarter of 2022.

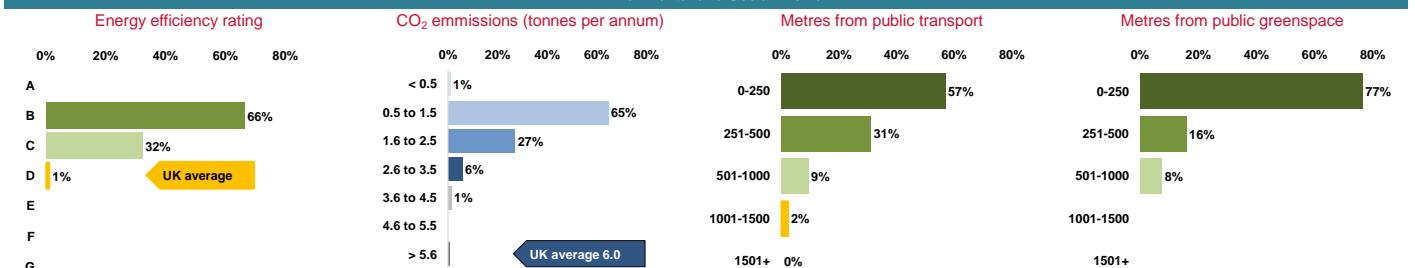
\* The Standing Independent Valuer (SIV) attached a material valuation uncertainty clause to the Spectrum flats in Manchester in April 2021 following a failed EWS1 (external wall safety) assessment. These assessments were introduced by the government to improve fire safety of high-rise buildings including external cladding. As there is currently no clarity as to potential cost and timing of any remedial works, or whether this may require funding from leaseholders, the clause remains in place. Consequently, the SIV states less certainty and a higher degree of caution should be attached to its valuation of these units, and that it may take longer than the usual 3-6 month marketing period should a decision be made to sell them individually. All residents are aware of the situation and additional fire safety measures have been implemented. The 17 flats held by the fund, of which 12 are in a building below 18 metres, are part of a larger development of c. 600 apartments. Since a Material Valuation Uncertainty clause has been attached to these properties, the 30th June 2022 financial statements were qualified.

**Portfolio Facts**

Fund asset allocation		Top 10 property holdings			Property portfolio metrics	
Cash or equivalent	14.52%	Holding	Units	Value	Flats	87
Property - North West	9.17%	Quadrant Court, Wembley, London HA9	22	£7,385,000	Terraced	67
Property - North East	0.00%	Wickhurst Green, Horsham, RH12	14	£4,840,000	Semi	59
Property - Yorks & Humber	3.36%	The Limes, Nottingham, NG8	18	£4,110,000	Detached	12
Property - South East	20.21%	Crocketts Lane, Smethwick, B66	13	£3,285,000	Total number of properties	225
Property - South West	8.99%	Whittingham Place, Preston, PR3	13	£2,998,000	Average property value	£264,217
Property - Wales	0.00%	* Spectrum, Blackfriars Road, Manchester M3	17	£2,955,000	Average tenant stay	31 months
Property - Scotland	2.75%	King Georges Park, Rowhedge, CO5	8	£2,710,000	1 year ave. occupancy (% of income)	96.80%
Property - East of England	10.38%	Rea Road, Northfield, Birmingham. B31	14	£1,905,000		
Property - East Midlands	8.43%	Portland View, Bristol, BS2	6	£1,780,000		
Property - West Midlands	9.53%	Willow Grange, Doncaster, DN4	8	£1,670,000		
Property - London	12.65%					

\* See commentary above.

**Environmental and Social Profile**



All charts show the property portfolio by percentage of property units. Values may not total 100% due to rounding.

Sources: Hearthstone and Department for Levelling Up, Housing and Communities, 31 January 2023

**Class C Shares - Retail Gross (Unbundled) - 31 January 2023**

**Costs and charges**

Entry charge:	<b>0.00%</b>
Exit charge:	<b>0.00%</b>
Annual charges ('OCF')*:	<b>1.47%</b>

\* Ongoing Charges Figure (OCF) is based on estimated annual expenses, and includes the Annual Management Charge of 0.9%. The OCF may vary from year to year.

Portfolio transaction costs: Generally expected to be zero or negative since the Property Investment Manager aims to transact properties at a price which at least negates the associated transaction costs.

Please note that past performance on the first page is shown *after* charges

**CHARGES TO CAPITAL:** Charges for the income share class only, insofar as possible, are taken from capital. Whilst this may increase the level of income distributed, capital may be eroded if growth is less than charges taken.

**Minimum investment**

(May not apply for investment via online platforms or wraps)

Initial:	<b>£1,000</b>
Additional:	<b>£500</b>
Monthly:	<b>£50</b>

**Fund Price and Yield at 31 January 2023**

	<u>Accumulation Class</u>	<u>Income Class</u>
Fund price:	<b>£ 1.556</b>	<b>£1.490</b>
Yield: *	<b>1.05 %</b>	<b>2.24 %</b>

\* gross (no deduction of income tax). Income class yield is estimated, based on historical yield of the Accumulation class.

Past five years distributions (pence per share):

Year	Accumulation Class	Income Class
2022	<b>1.63</b>	<b>3.39</b>
2021	<b>0.80</b>	<b>2.08</b>
2020	<b>1.25</b>	<b>0.00</b>
2019	<b>2.12</b>	<b>0.00</b>
2018	<b>1.43</b>	<b>0.00</b>

Distribution dates: **Annual: 31 Oct**  
**Interim: 28 Feb, 31 May, 30 Nov**

**Investment ratios**

Annualised over last 36 monthly prices. Source: Financial Express Analytics.

Volatility (Accumulation class):	<b>0.73 %</b>
Maximum drawdown (Accumulation class):	<b>-0.48 %</b>

**How to invest**

This share/unit class is available on the platforms listed below. Other classes may be available on different platforms.

**Adviser/Wealth Manager platforms:**

7IM  
AJ Bell  
Alliance Trust  
Ascentric  
Aviva  
Cofunds Institutional  
Fidelity FundsNetwork  
Hubwise  
Pershing  
Raymond James  
Transact  
Wealthtime

**Direct to consumer (non-advised) platforms:**

AJ Bell  
Alliance Trust  
Hargreaves Lansdown  
Interactive Investor  
Willis Owen

**Key fund information**

Fund name:	<b>TM home investor fund (a subfund of the TM Hearthstone ICVC)</b>
Performance comparator:	<b>e.surv Acadata House Price Index</b>
Fund launch date:	<b>25/07/2012</b>
Share class launch date:	<b>07/01/2013 (Accumulation Class)</b> <b>20/04/2020 (Income Class)</b>
Fund size:	<b>£69.85 million</b>
Primary asset class:	<b>UK Residential Property</b>
Structure:	<b>OEIC with PAIF Tax Status</b>
Pricing frequency:	<b>Daily</b>
Subscription frequency:	<b>Daily</b>
Redemption frequency:	<b>Daily</b>
Dealing time:	<b>22:30 London, UK</b>
Settlement:	<b>T+4</b>

**Fund Codes**

Class:	<b>Class C Shares - Retail Gross (Unbundled)</b>	
	<u>Accumulation Class</u>	<u>Income Class</u>
Sedol:	<b>B95VYK8</b>	<b>BLHXV50</b>
ISIN:	<b>GB00B95VYK84</b>	<b>GB00BLHXV501</b>
Citicode:	<b>I3HL</b>	<b>QZF4</b>
MEXID:	<b>8THEAP</b>	

MiFID category: **Non-complex**

**Management & Administration**

Fund Manager:	<b>Stuart Springham, MRICS</b>
Chief Investment Officer:	<b>Andrew Smith, FRICS</b>
Investment Committee:	<b>Cedric Bucher</b> <b>Alan Collett, FRICS</b> <b>Andrew Smith, FRICS</b> <b>Stuart Springham, MRICS</b> <b>Darren Stent</b>

Property Investment Manager and Distributor: **Hearthstone Asset Management Limited**  
**29 Throgmorton Street**  
**London**  
**EC2N 2AT**  
**020 3301 1330**  
**info@hearthstone.co.uk**  
**www.homeinvestor.fund**

Authorised Corporate Director: **Thesis Unit Trust Management Limited**  
**Exchange Building, St Johns Street,**  
**Chichester, West Sussex,**  
**PO19 1UP**  
**01243 531234**  
**www.tutman.co.uk**

Dealing and administration: **TM Hearthstone ICVC**  
**Thesis Unit Trust Management Limited**  
**Sunderland**  
**SR43 4AZ**  
**0333 300 0375**

Depository: **NatWest Trustee & Depository Services Limited**

Independent valuer: **CBRE Limited**

Auditor: **Grant Thornton UK LLP**

**Environmental, Social, Governance (ESG)**

Signatory of:



**Fund ratings**

**FE Risk Score**

**6**

FE Risk Scores define risk as a measure of volatility relative to that of the UK leading 100 shares which has a risk rating of 100, and cash having a rating of zero.

**Important information**

This financial promotion has been approved under Section 21 of the Financial Services and Markets Act 2000 by Thesis Asset Management Limited. Residential property values are affected by factors such as interest rates, economic growth, fluctuations in property yields and tenant default. Property investments are relatively illiquid compared to bonds and equities, and can take a significant amount of time to trade. Tax treatment depends on the individual circumstances of each investor and may be subject to change in future.

Hearthstone Investments Ltd is the parent company of the Hearthstone Investments Group. Regulated business is carried out by Hearthstone Asset Management Limited. Hearthstone Asset Management Limited is an appointed representative of Thesis Asset Management Limited which is authorised and regulated by the Financial Conduct Authority (114354). Hearthstone Investments Ltd (06379066) and Hearthstone Asset Management Limited (07458920) are both registered in England and Wales. The registered office for both companies is c/o Waterstone Company Secretaries Ltd Suite LG:03, Bridge House, 181 Queen Victoria Street, London, EC4V 4EG.

Thesis Unit Trust Management Limited is the Authorised Corporate Director. Authorised and regulated by the Financial Conduct Authority (186882).