

Class E Shares - Institutional Gross - 30 September 2022

TM home investor fund is the UK's first Financial Conduct Authority regulated residential Property Authorised Investment Fund (PAIF).

This factsheet is for information only. It is not designed to provide advice on the suitability of an investment for your personal financial situation. Investors should read the Key Investor Information Document or Prospectus which are available on www.homeinvestor.fund or by contacting info@hearthstone.co.uk.

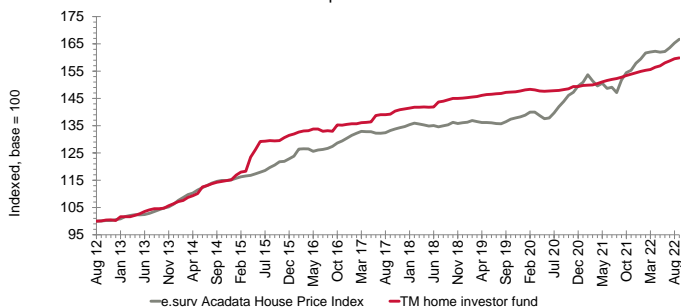
Investment Objective Summary

The Fund invests in private rented sector housing across mainland UK regions and aims to capture UK house price growth and provide an element of income return. The property investment manager, Hearthstone Asset Management Limited, uses quantitative asset allocation and qualitative regional stock selection to build a portfolio of assets reflecting the distribution of UK mainland housing stock which are let under assured shorthold tenancies (AST's) and corporate lets. Investment returns comprise capital growth and rental income. The e.surv Acadata House Price Index is used for performance comparisons only. It is not a target benchmark and the fund is not constrained by it. This index has been chosen as a comparator benchmark as it is based upon actual sales completed and is mix-adjusted.

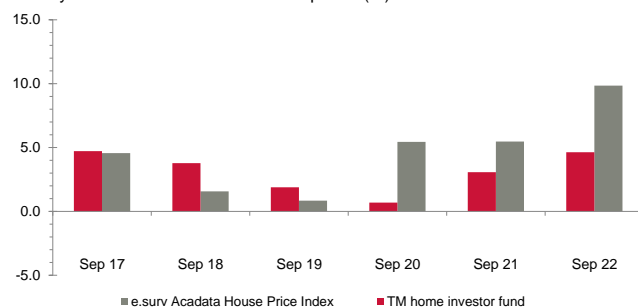
Please see the Key Investor Information Document or Prospectus for the full Investment Objective and Policy wording, and on the choice of performance comparator.

Fund v. Performance Comparator

Cumulative total return since share class inception



Discrete year until end of latest calendar quarter (%)



Cumulative total return (%) over period:

	1m	3m	6m	1y	3y	5y
TM home investor fund	0.19	1.15	2.73	4.63	8.59	14.81
e.surv Acadata House Price Index	0.83	2.77	2.88	9.85	22.16	25.11

Discrete total return (%) 12 months ending:

	Sep 18	Sep 19	Sep 20	Sep 21	Sep 22
TM home investor fund	3.78	1.89	0.69	3.07	4.63
e.surv Acadata House Price Index	1.57	0.84	5.44	5.47	9.85

Performance of Class E Shares - Institutional Gross Accumulation Class, launched 13/08/2012. Prevailing single price*, net of charges, in GBP with income reinvested gross (no deduction of income tax). Performance of other classes may vary. Source of all data: Financial Express 30/09/2022 and e.surv 30/09/2022 unless stated otherwise.

*On 09-04-2015, the fund switched to a swinging single pricing basis with the prevailing single price used for performance calculation. Prior to that date, the fund was dual priced, with performance calculated on a bid-to-bid basis.

Important: You may get back less than the amount invested. Past performance is not necessarily a guide to future performance and future returns are not guaranteed. Tax treatment depends on the individual circumstances of each investor and may be subject to change in future.

Property Investment Manager's commentary

CBRE Limited, the Fund's Standing Independent Valuer, increased its valuations on 9 properties in September by a total of £45,000. These units are all houses located in Southern England. The property portfolio has now seen valuation uplifts for 18 consecutive months totalling 6.75%.

House price indices derived from Land Registry data (such as e.surv Acadata) continue to show a high degree of volatility. The latest report from e.surv Acadata indicates annual house price growth of 9.8% but they explain that RightMove noted the delay in purchasing a property has extended on average to over 100 days. If correct, the "September" market data may in fact be reflecting events that took place in June 2022. However, the housing market has shown considerable resilience over recent months, despite predictions to the contrary. Although interest rates had been edging up - and not least in comparison to average wages - it was clear there was still considerable buying power and appetite in the market. This - in combination with a limited supply of existing homes coming onto the market and the relatively low output of new homes - meant that demand continued to outstrip supply, and prices reflected that.

The Fund benefits from 98% occupancy at the end of September and due to high demand for quality rental property units are re-letting quickly. Average rental growth over 12 months stands at 4.3% (versus ONS Rental Index at 3.4% for August 2022 which is the most recent data available), with re-lets increasing by 7.7% and existing tenants' rent reviews by 2.95%. This rise has mainly been over the last 6-months with rents increasing by 6.2% in this period (9.6% on re-lets and 3.8% on rent reviews). Whilst we strive to provide the best returns for investors, we are extremely wary of the increasing cost-of-living crisis and endeavour to work with all tenants to get the fairest Market Rents for the Fund's properties.

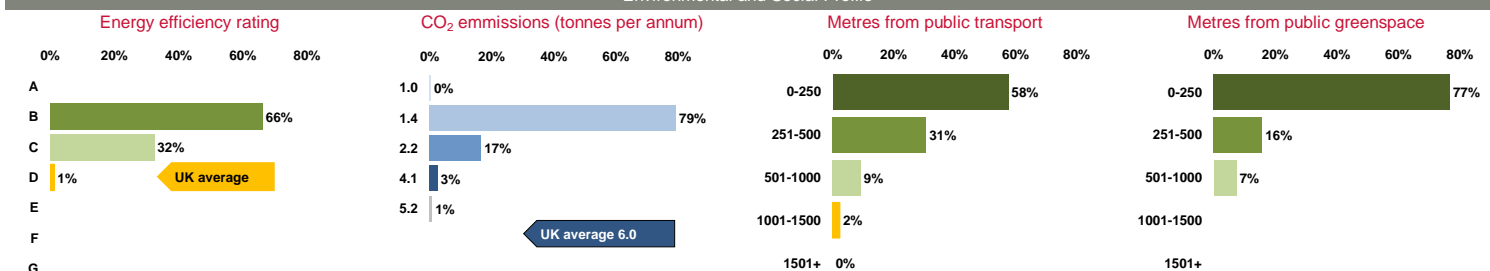
* The Standing Independent Valuer (SIV) attached a material valuation uncertainty clause to the Spectrum flats in Manchester in April 2021 following a failed EWS1 (external wall safety) assessment. These assessments were introduced by the government to improve fire safety of high-rise buildings including external cladding. As the potential cost of any remedial works, its funding and timing remain unclear, the clause remains in place. Government guidance is also under review, and it is not known how remedial works may impact the value of the flats or require funding from leaseholders. Consequently, the SIV has not changed its valuation from March 2021 but states less certainty and a higher degree of caution should be attached to its valuation of these units, and that it may take longer than the usual 3-6 month marketing period should a decision be made to sell them individually. All residents are aware of the situation and additional fire safety measures have been implemented. The 17 flats held by the fund, of which 12 are in a building below 18m, are part of a larger development of 600 apartments. Due to the fact that a Material Valuation Uncertainty clause has been attached to these properties, the 30th June 2021 financial statements were qualified.

Portfolio Facts

Fund asset allocation		Top 10 property holdings		Property portfolio metrics		
Cash or equivalent	16.69%	Holding	Units	Value	Flats	90
Property - North West	9.03%	Quadrant Court, Wembley, London HA9	22	£7,385,000	Terraced	67
Property - North East	0.00%	Wickhurst Green, Horsham, RH12	14	£4,840,000	Semi	59
Property - Yorks & Humber	3.23%	The Limes, Nottingham, NG8	18	£4,110,000	Detached	12
Property - South East	19.82%	Crocketts Lane, Smethwick, B66	13	£3,285,000	Total number of properties	228
Property - South West	8.63%	Spectrum, Blackfriars Road, Manchester M3	17	* £3,115,000	Average property value	£264,555
Property - Wales	0.00%	Whittingham Place, Preston, PR3	13	£2,998,000	Average tenant stay	29 months
Property - Scotland	2.70%	King Georges Park, Rowhedge, CO5	8	£2,710,000	1 year ave. occupancy (% of income)	96.49%
Property - East of England	10.42%	Rea Road, Northfield, Birmingham. B31	14	£1,940,000		
Property - East Midlands	8.10%	Henmead House, Haywards Heath, RH16	6	£1,815,000		
Property - West Midlands	9.20%	Portland View, Bristol, BS2	6	£1,780,000		
Property - London	12.18%					

* See commentary above.

Environmental and Social Profile



All charts show the property portfolio by percentage of property units. Values may not total 100% due to rounding. Sources: Hearthstone and Department for Levelling Up, Housing and Communities, 30 September 2022

Class E Shares - Institutional Gross - 30 September 2022
Costs and charges

Entry charge:	1.00%	Please contact <i>Hearthstone</i> for current terms and discounts on institutional classes
Exit charge:	0.00%	
Annual charges ('OCF')*:	1.29%	

* Ongoing Charges Figure (OCF) is based on estimated annual expenses, and includes the Annual Management Charge of 0.75%. The OCF may vary from year to year.

Portfolio transaction costs: Generally expected to be zero or negative since the Property Investment Manager aims to transact properties at a price which at least negates the associated transaction costs.

Please note that past performance on the first page is shown *after* charges CHARGES TO CAPITAL: Charges for the income share class only, insofar as possible, are taken from capital. Whilst this may increase the level of income distributed, capital may be eroded if growth is less than charges taken.

Minimum investment

(May not apply for investment via online platforms or wraps)

Initial:	£100,000
Additional:	£100,000
Monthly:	n/a

Fund Price and Yield at 30 September 2022

	<u>Accumulation Class</u>	<u>Income Class</u>
Fund price:	£ 1.581	£1.525
Yield: *	0.97 %	2.00 %

* gross (no deduction of income tax). Income class yield is estimated, based on historical yield of the Accumulation class.

Past five years distributions (pence per share):

	0.86	1.59
2022		
2021	0.29	2.93
2020	1.31	0.29
2019	2.36	0.00
2018	1.60	0.00

Distribution dates: **Annual: 31 Oct**
Interim: 28 Feb, 31 May, 30 Nov

Investment ratios

Annualised over last 36 monthly prices. Source: *Financial Express Analytics*.

Volatility (Accumulation class):	0.69 %
Maximum drawdown (Accumulation class):	-0.48 %

How to invest

This share/unit class is available on the platforms listed below. Other classes may be available on different platforms.

Adviser/Wealth Manager platforms:
Direct to consumer (non-advised) platforms:

7IM	AJ Bell
AJ Bell	
Ascentric	
Pershing	
Raymond James	
Wealthtime	

Key fund information

Fund name:	TM home investor fund (a subfund of the TM Hearthstone ICVC)
Performance comparator:	e.surv Acadata House Price Index
Fund launch date:	25/07/2012
Share class launch date:	13/08/2012 (Accumulation Class) 16/03/2020 (Income Class)
Fund size:	£72,717,673
Primary asset class:	UK Residential Property
Structure:	OEIC with PAIF Tax Status
Pricing frequency:	Daily
Subscription frequency:	Daily
Redemption frequency:	1st business day of calendar quarter (3 months prior notice)
Dealing time:	22:30 London, UK
Settlement:	T+4

Fund Codes

Class:	Class E Shares - Institutional Gross	
	Accumulation Class	Income Class
Sedol:	B6X90Z0	BLHXV72
ISIN:	GB00B6X90Z05	GB00BLHXV725
Citicode:	112I	QZF6
MEXID:	8TSIDE	

MiFID category: **Non-complex**

Management & Administration

Fund Manager:	Stuart Springham, MRICS
Chief Investment Officer:	Andrew Smith, FRICS
Investment Committee:	Cedric Bucher Alan Collett, FRICS Andrew Smith, FRICS Stuart Springham, MRICS Darren Stent
Property Investment Manager and Distributor:	Hearthstone Asset Management Limited 29 Throgmorton Street London EC2N 2AT 020 3301 1330 info@hearthstone.co.uk www.homeinvestor.fund
Authorised Corporate Director:	Thesis Unit Trust Management Limited Exchange Building, St Johns Street, Chichester, West Sussex, PO19 1UP 01243 531234 www.tutman.co.uk
Dealing and administration:	TM Hearthstone ICVC Thesis Unit Trust Management Limited Sunderland SR43 4AZ 0333 300 0375
Depository:	NatWest Trustee & Depository Services Limited
Independent valuer:	CBRE Limited
Auditor:	Grant Thornton UK LLP

Environmental, Social, Governance (ESG)


Signatory of:


Fund ratings

FE Risk Score

6

FE Risk Scores define risk as a measure of volatility relative to that of the UK leading 100 shares which has a risk rating of 100, and cash having a rating of zero.

Important information

This financial promotion has been approved under Section 21 of the Financial Services and Markets Act 2000 by Thesis Asset Management Limited. Residential property values are affected by factors such as interest rates, economic growth, fluctuations in property yields and tenant default. Property investments are relatively illiquid compared to bonds and equities, and can take a significant amount of time to trade. Tax treatment depends on the individual circumstances of each investor and may be subject to change in future.

Hearthstone Investments Ltd is the parent company of the Hearthstone Investments Group. Regulated business is carried out by *Hearthstone Asset Management Limited*. *Hearthstone Asset Management Limited* is an appointed representative of *Thesis Asset Management Limited* which is authorised and regulated by the Financial Conduct Authority (114354). *Hearthstone Investments Ltd* (06379066) and *Hearthstone Asset Management Limited* (07458920) are both registered in England and Wales. The registered office for both companies is c/o Waterstone Company Secretaries Ltd Suite LG:03, Bridge House, 181 Queen Victoria Street, London, EC4V 4EG.

Thesis Unit Trust Management Limited is the Authorised Corporate Director. Authorised and regulated by the Financial Conduct Authority (186882).