

Class G Shares - Institutional Net Income - 30 April 2022

TM home investor fund is the UK's first Financial Conduct Authority regulated residential Property Authorised Investment Fund (PAIF).

This factsheet is for information only. It is not designed to provide advice on the suitability of an investment for your personal financial situation. Investors should read the Key Investor Information Document or Prospectus which are available on www.homeinvestor.fund or by contacting info@hearthstone.co.uk.

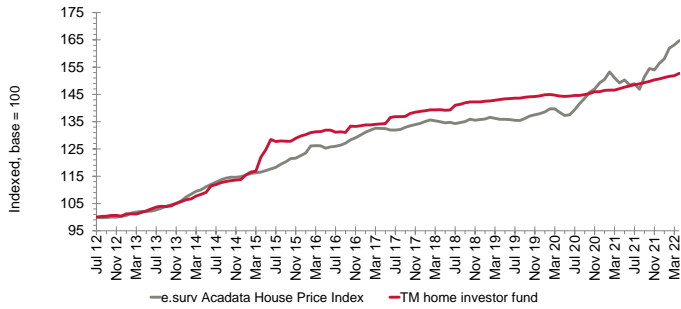
Investment Objective Summary

The Fund invests in private rented sector housing across mainland UK regions and aims to capture UK house price growth and provide an element of income return. The property investment manager, Hearthstone Asset Management Limited, uses quantitative asset allocation and qualitative regional stock selection to build a portfolio of assets reflecting the distribution of UK mainland housing stock which are let under assured shorthold tenancies (AST's) and corporate lets. Investment returns comprise capital growth and rental income. The e.surv Acadata House Price Index is used for performance comparisons only. It is not a target benchmark and the fund is not constrained by it. This index has been chosen as a comparator benchmark as it is based upon actual sales completed and is mix-adjusted.

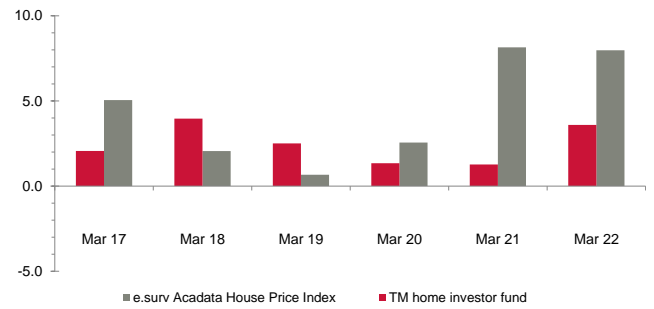
Please see the Key Investor Information Document or Prospectus for the full Investment Objective and Policy wording, and on the choice of performance comparator.

Fund v. Performance Comparator

Cumulative total return since share class inception



Discrete year until end of latest calendar quarter (%)



Cumulative total return (%) over period:

	1m	3m	6m	1y	3y	5y
TM home investor fund	0.57	1.02	1.97	3.82	6.69	13.82
e.surv Acadata House Price Index	0.97	4.21	6.62	10.39	21.23	24.32

Discrete total return (%) 12 months ending:

	Mar 18	Mar 19	Mar 20	Mar 21	Mar 22
TM home investor fund	3.96	2.51	1.34	1.27	3.59
e.surv Acadata House Price Index	2.06	0.67	2.56	8.15	7.98

Performance of Class G Shares - Institutional Net Income Class, launched 25/07/2012. Prevailing single price*, net of charges, in GBP with income reinvested net of basic rate income tax. Performance of other classes may vary. Source of all data: Financial Express 30/04/2022 and e.surv 30/04/2022 unless stated otherwise.

*On 09-04-2015, the fund switched to a swinging single pricing basis with the prevailing single price used for performance calculation. Prior to that date, the fund was dual priced, with performance calculated on a bid-to-bid basis.

Important: You may get back less than the amount invested. Past performance is not necessarily a guide to future performance and future returns are not guaranteed. Tax treatment depends on the individual circumstances of each investor and may be subject to change in future.

Property Investment Manager's commentary

The Fund's property portfolio was valued upwards for the 13th consecutive month in April, by the Standing Independent Valuer, CBRE - this month by £240,000 (0.42%). The 40 properties valued upward this month were spread across various locations including Nottingham, Birmingham, Milton Keynes, Bolton, Sittingbourne and Bristol. These increased valuations, as always, were based on evidence of transactions on comparable local properties. House price indices derived from Land Registry data such as e.surv Acadata continue to show a high degree of volatility so we are again reading the recent months' index with a high degree of caution as a result.

Following exchange of contracts in February on six 3-bed semi-detached and one 4-bed detached houses in Calne (15 miles South West of Swindon and 30 miles East of Bristol), completion of the remaining 5 units took place in April. Purchased at a discount to market value, these provided an uplift of £118,500 to the Fund net of purchase costs.

13 properties were vacant at the end of April (which included the 3 new properties at Calne) but high demand for quality rental property means that of these 13, 8 are under offer and we expect the vacancy rate to fall quickly and provide further rental growth. Average rental growth over 12 months stands at 2.8% (versus ONS Rental Index at 2.5%) but we expect this to increase further over the coming months if recent trends continue.

* The Standing Independent Valuer (SIV) attached a material valuation uncertainty clause to the Spectrum flats in Manchester in April 2021 following a failed EWS1 (external wall safety) assessment. These assessments were introduced by the government to improve fire safety of high-rise buildings including external cladding. As the potential cost of any remedial works, its funding and timing remain unclear, the clause remains in place. Government guidance is also under review, and it is not known how remedial works may impact the value of the flats or require funding from leaseholders. Consequently, the SIV has not changed its valuation from March 2021 but states less certainty and a higher degree of caution should be attached to its valuation of these units, and that it may take longer than the usual 3-6 month marketing period should a decision be made to sell them individually. All residents are aware of the situation and additional fire safety measures have been implemented. The 17 flats held by the fund, of which 12 are in a building below 18m, are part of a larger development of 600 apartments.

Due to the fact that a Material Valuation Uncertainty clause has been attached to these properties, the audit of the 30th June 2021 financial statements is still in progress.

Portfolio Facts

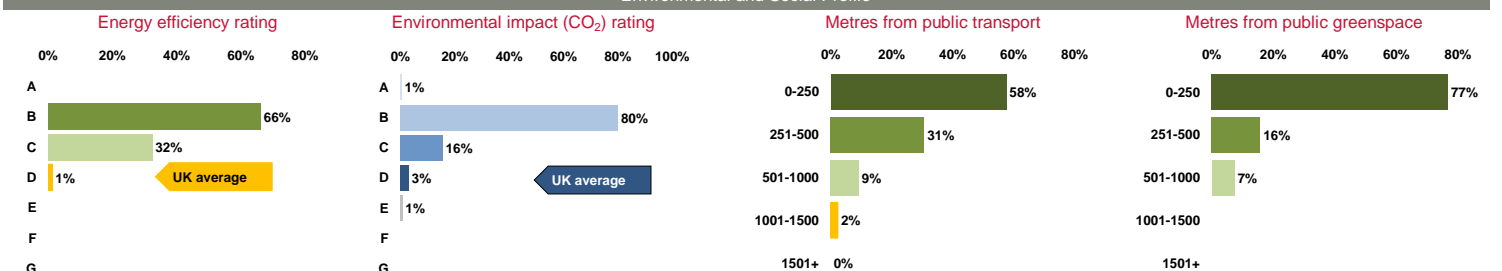
Fund asset allocation	
Cash or equivalent	18.95%
Property - North West	8.94%
Property - North East	0.00%
Property - Yorks & Humber	3.18%
Property - South East	19.01%
Property - South West	8.53%
Property - Wales	0.00%
Property - Scotland	2.66%
Property - East of England	9.98%
Property - East Midlands	7.95%
Property - West Midlands	8.75%
Property - London	12.05%

Top 10 property holdings		
Holding	Units	Value
Quadrant Court, Wembley, London HA9	22	£7,385,000
Wickhurst Green, Horsham, RH12	14	£4,735,000
The Limes, Nottingham, NG8	18	£4,110,000
Crocketts Lane, Smethwick, B66	13	£3,155,000
Spectrum, Blackfriars Road, Manchester M3	17	* £3,115,000
Whittingham Place, Preston, PR3	13	£2,998,000
King Georges Park, Rowhedge, CO5	8	£2,605,000
Rea Road, Northfield, Birmingham. B31	14	£1,835,000
Portland View, Bristol, BS2	6	£1,780,000
Henmead House, Haywards Heath, RH16	6	£1,755,000

* See commentary above.

Property portfolio metrics	
Flats	90
Terraced	67
Semi	59
Detached	12
Total number of properties	228
Average property value	£259,751
Average tenant stay	29 months
1 year ave. occupancy (% of income)	96.83%

Environmental and Social Profile



All charts show the property portfolio by percentage of property units. Values may not total 100% due to rounding. Sources: Hearthstone and Department for Levelling Up, Housing and Communities, 30 April 2022

Class G Shares - Institutional Net Income - 30 April 2022
Costs and charges

Entry charge:	0.50%	<i>Please contact Hearthstone for current terms and discounts on institutional classes</i>
Exit charge:	0.00%	
Annual charges ('OCF')*:	1.29%	

* Ongoing Charges Figure (OCF) is based on estimated annual expenses, and includes the Annual Management Charge of 0.75%. The OCF may vary from year to year.

Please note that past performance on the first page is shown after charges

Minimum investment

(May not apply for investment via online platforms or wraps)

Initial:	£100,000
Additional:	£100,000
Monthly:	n/a

Fund Price and Yield at 30 April 2022

Fund price:	£ 1.351
Historical yield: *	0.66 %

* net of basic rate income tax

Past five years distributions (pence per share):	
2022	0.35
2021	0.78
2020	1.07
2019	1.70
2018	1.17

Distribution dates:	Annual: 31 Oct
	Interim: 28 Feb, 31 May, 30 Nov

Investment ratios

Annualised over last 36 monthly prices. Source: Financial Express Analytics.

Volatility:	0.60 %
Maximum drawdown:	-0.49 %

How to invest

This share/unit class is available on the platforms listed below. Other classes may be available on different platforms.

Adviser/Wealth Manager platforms: *Direct to consumer (non-advised) platforms:*

7IM	AJ Bell
AJ Bell	
Pershing	
Raymond James	
Wealthtime	

Fund ratings

FE Risk Score
5

Environmental, Social, Governance (ESG)


Signatory of:


Key fund information

Fund name:	TM home investor fund (a subfund of the TM Hearthstone ICVC)
Performance comparator:	e.surv Acadata House Price Index
Fund launch date:	25/07/2012
Share class launch date:	25/07/2012
Fund size:	£73,452,866
Primary asset class:	UK Residential Property
Structure:	OEIC with PAIF Tax Status
Pricing frequency:	Daily
Subscription frequency:	Daily
Redemption frequency:	1st business day of calendar quarter (1 month prior notice)
Dealing time:	22:30 London, UK
Settlement:	T+4

Fund Codes

Class:	Class G Shares - Institutional Net Income
Sedol:	B76WFY7
ISIN:	GB00B76WFY75
Citicode:	112K
MEXID:	8TDENT
MiFID category:	Non-complex

Management & Administration

Fund Manager:	Stuart Springham, MRICS
Chief Investment Officer:	Andrew Smith, FRICS
Investment Committee:	Cedric Bucher Alan Collett, FRICS Andrew Smith, FRICS Stuart Springham, MRICS Darren Stent
Property Investment Manager and Distributor:	Hearthstone Asset Management Limited 29 Throgmorton Street London EC2N 2AT 020 3301 1330 info@hearthstone.co.uk www.homeinvestor.fund
Authorised Corporate Director:	Thesis Unit Trust Management Limited Exchange Building, St Johns Street, Chichester, West Sussex, PO19 1UP 01243 531234 www.tutman.co.uk
Dealing and administration:	TM Hearthstone ICVC Thesis Unit Trust Management Limited Sunderland SR43 4AZ 0333 300 0375
Depository:	NatWest Trustee & Depository Services Limited
Independent valuer:	CBRE Limited
Auditor:	Grant Thornton UK LLP

Important information

This financial promotion has been approved under Section 21 of the Financial Services and Markets Act 2000 by Thesis Asset Management Limited. Residential property values are affected by factors such as interest rates, economic growth, fluctuations in property yields and tenant default. Property investments are relatively illiquid compared to bonds and equities, and can take a significant amount of time to trade. Tax treatment depends on the individual circumstances of each investor and may be subject to change in future.

Hearthstone Investments Ltd is the parent company of the Hearthstone Investments Group. Regulated business is carried out by Hearthstone Asset Management Limited. Hearthstone Asset Management Limited is an appointed representative of Thesis Asset Management Limited which is authorised and regulated by the Financial Conduct Authority (114354). Hearthstone Investments Ltd (06379066) and Hearthstone Asset Management Limited (07458920) are both registered in England and Wales. The registered office for both companies is c/o Waterstone Company Secretaries Ltd Suite LG:03, Bridge House, 181 Queen Victoria Street, London, EC4V 4EG.

Thesis Unit Trust Management Limited is the Authorised Corporate Director. Authorised and regulated by the Financial Conduct Authority (186882).