



Class A Shares - Retail Gross (Bundled)

Fund fact sheet date: 31 December 2020

TM home investor fund is the UK's first Financial Conduct Authority regulated residential Property Authorised Investment Fund (PAIF)

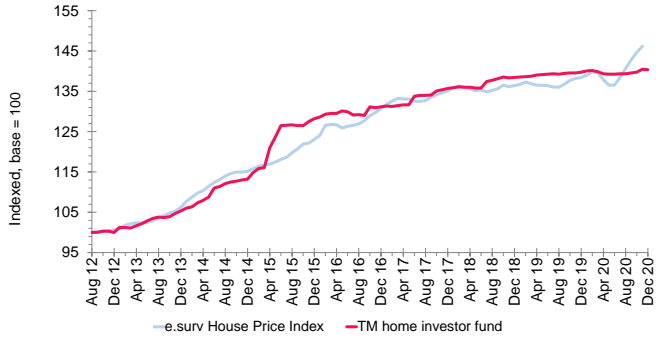
This factsheet is for information only. It is not designed to provide advice on the suitability of an investment for your personal financial situation. If you have any questions regarding the information included in this factsheet, you are recommended to speak to a financial adviser.

Investment Objective

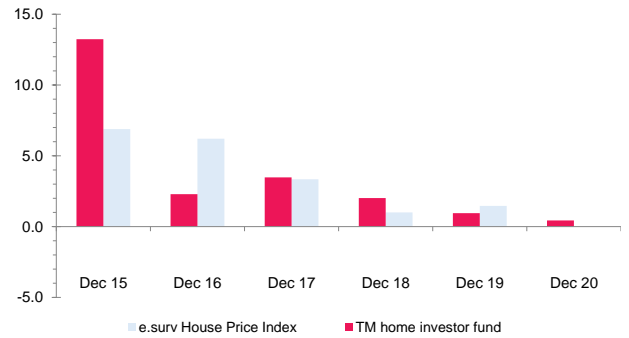
The Fund invests in private rented sector housing across the mainland UK regions and aims to capture UK house price growth plus provide an element of income return. The property investment manager, Hearthstone Asset Management Limited, uses quantitative asset allocation methods and qualitative regional stock selection to build a portfolio of assets reflecting the distribution of UK mainland housing stock. Properties are let under assured shorthold tenancies (AST's) and corporate lets. Investment returns comprise capital growth and rental income. The e.surv House Price Index (previously known as LSL Acadata) is used for the purpose of performance comparisons.

Fund v. Performance Comparator

Cumulative total return since share class inception



Discrete year until end of latest calendar quarter (%)



Cumulative total return (%) over period:

	1m	3m	6m	1y	3y	5y
TM home investor fund	-0.07	0.58	0.80	0.43	3.43	9.48
e.surv House Price Index	1.03	3.90	7.08	5.77	8.54	19.65

Discrete total return (%) 12 months ending:

	Dec 16	Dec 17	Dec 18	Dec 19	Dec 20
TM home investor fund	2.29	3.47	2.01	0.95	0.43
e.surv House Price Index	6.21	3.35	1.00	1.46	N/A

Performance of Class A Shares - Retail Gross (Bundled) Accumulation Class, launched 29/08/2012. Prevailing single price*, net of charges, in GBP with income reinvested gross (no deduction of income tax). Performance of other classes may vary. Source of all data: Financial Express 31/12/2020 and e.surv 30/11/2020 unless stated otherwise.

*On 09-04-2015, the fund switched to a swinging single pricing basis with the prevailing single price used for performance calculation. Prior to that date, the fund was dual priced, with performance calculated on a bid-to-bid basis.

Important: You may get back less than the amount invested. Past performance is not necessarily a guide to future performance and future returns are not guaranteed.

Property Investment Manager's commentary

December saw a continuation of a strong housing market across the UK, with annual growth of c.6%. Headline house price growth figures continue to be driven by the premium end of the market (as opposed to 'mid-market' in which the Fund invests) with buyers seeking larger properties and more outdoor space having reassessed their living and work situations during the Covid pandemic, and these buyers tend not to be reliant on large mortgages. The e.surv house price index records positive annual growth in all regions. The Fund's properties, however, had no increase in valuation in December, giving a cumulative increase of 1.02% on its properties over the last seven months. As mentioned in previous commentaries, valuation guidelines stipulate that when valuing a property, transaction prices of comparable properties are only relevant if contracts have exchanged on those sales, and this can sometimes result in the Fund's portfolio lagging movements in the market. The Standing Independent Valuer, CBRE, continues to keep a close watch on activity on comparable properties to those held by the Fund, but with the Christmas break there was less time for deals to go through, but the expectation is that more comparable valuation data will become available in January 2021. The latest 'lockdowns' across the UK permit the housing market to remain open for sales, purchases and lettings, and for housebuilders to continue construction of new homes.

The Fund once again demonstrated the resilience of the residential sector with rent collection at c.98% in December, taking the average monthly collection to 97.9% since the start of the Covid-19 crisis, and in significant contrast to the commercial property funds. We are also seeing occupancy in the portfolio hold steady at percentages in the high nineties, which is also contributing to the continued high levels of monetary rent collection.

We recently established a shortlist of developments in the North West and Yorkshire, the targets for our next acquisition in 2021. Our focus is on 2- and 3-bedroom houses with gardens and we are now entering the more detailed due diligence phase.

Portfolio Facts

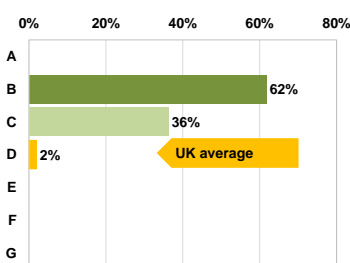
Fund asset allocation	
Cash or equivalent	14.08%
Property - North West	5.83%
Property - North East	0.00%
Property - Yorks & Humber	0.95%
Property - South East	22.40%
Property - South West	7.20%
Property - Wales	0.00%
Property - Scotland	3.26%
Property - East of England	12.38%
Property - East Midlands	8.76%
Property - West Midlands	10.24%
Property - London	14.91%

Top 10 property holdings		
Holding	Units	Value
Quadrant Court, Wembley, London HA9	22	£7,442,500
Wickhurst Green, Horsham, RH12	14	£4,505,000
The Limes, Nottingham, NG8	18	£3,820,000
Spectrum, Blackfriars Road, Manchester M3	17	£3,115,000
Crocketts Lane, Smethwick, B66	13	£3,015,000
King Georges Park, Rowhedge, CO5	8	£2,425,000
Rea Road, Northfield, Birmingham. B31	14	£1,835,000
Portland View, Bristol, BS2	6	£1,715,000
Henmead House, Haywards Heath, RH16	6	£1,695,000
Pandora Close, Locks Heath, SO31	4	£1,360,000

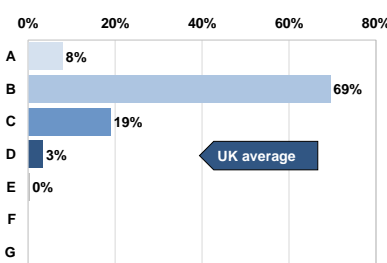
Property portfolio metrics	
Flats	93
Terraced	51
Semi	48
Detached	12
Total number of properties	204
Average property value	£250,446
Average tenant stay	27 months
1 year ave. occupancy (% of income)	91.77%

Environmental Profile

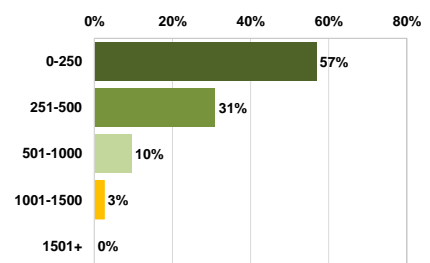
Energy efficiency rating



Environmental impact (CO₂) rating



Metres from public transport



All charts show the property portfolio by percentage of property units. Sources: Hearthstone and Ministry of Housing, Communities & Local Government.



Class A Shares - Retail Gross (Bundled)

Costs and charges

Entry charge:	3.00%	<i>Initial charge is reduced to 0% on most platforms and for direct applications.</i>
Exit charge:	0.00%	
Annual charges ('OCF')*:	2.14%	

* Ongoing Charges Figure (OCF) is based on estimated annual expenses, and includes the Annual Management Charge of 1.5%. The OCF may vary from year to year.

Please note that past performance on the first page is shown after charges

CHARGES TO CAPITAL: Charges for the income share class only, insofar as possible, are taken from capital. Whilst this may increase the level of income distributed, capital may be eroded if growth is less than charges taken.

Minimum investment

(May not apply for investment via online platforms or wraps)

Initial:	£1,000
Additional:	£500
Monthly:	£50

Fund Price and Yield at 31 December 2020

	<u>Accumulation Class</u>	<u>Income Class</u>
Fund price:	£ 1.386	£1.386
Yield: *	0.26 %	2.16 %
* gross (no deduction of income tax). Income class yield is estimated, based on historical yield of the Accumulation class.		
Distribution dates:	Annual: 31 Oct	
	Interim: 28 Feb, 31 May, 30 Nov	

Investment ratios

Annualised over last 36 monthly prices. Source: Financial Express Analytics.

Volatility (Accumulation class):	0.85 %
Maximum drawdown (Accumulation class):	-0.65 %

How to invest

This share/unit class is available on the platforms listed below. Other classes may be available on different platforms.

Adviser/Wealth Manager platforms: *Direct to consumer (non-advised) platforms:*

7IM	AJ Bell
AJ Bell	
Cofunds Institutional	
Pershing	
Transact	
Wealthtime	

Fund ratings

FE Risk Score
3

ESG ratings



Key fund information

Fund name:	TM home investor fund (a subfund of the TM Hearthstone ICVC)
Performance comparator:	e.surv House Price Index
Fund launch date:	25/07/2012
Share class launch date:	29/08/2012 (Accumulation Class) 20/04/2020 (Income Class)
Fund size:	£59,755,587
Primary asset class:	UK Residential Property
Structure:	OEIC with PAIF Tax Status
Pricing frequency:	Daily
Subscription frequency:	Daily
Redemption frequency:	Daily
Dealing time:	22:30 London, UK
Settlement:	T+4

Fund Codes

Class:	Class A Shares - Retail Gross (Bundled)	
	<u>Accumulation Class</u>	<u>Income Class</u>
Sedol:	B7L7F47	BLHWSY5
ISIN:	GB00B7L7F472	GB00BLHWSY51
Citicode:	112G	QZF2
MEXID:	8TRESI	

MiFID category: **Non-complex**

Management & Administration

Fund Manager: **Stuart Springham, MRICS**
Chief Investment Officer: **Andrew Smith, FRICS**

Investment Committee: **Cedric Bucher**
Alan Collett, FRICS
Andrew Smith, FRICS
Stuart Springham, MRICS
Darren Stent

Property Investment Manager and Distributor: **Hearthstone Asset Management Limited**
23 Austin Friars
London
EC2N 2QP
020 3301 1330
info@hearthstone.co.uk
www.homeinvestor.fund

Authorised Corporate Director: **Thesis Unit Trust Management Limited**
Exchange Building, St Johns Street,
Chichester, West Sussex,
PO19 1UP
01243 531234

Dealing and administration: **TM Hearthstone ICVC**
PO Box 3733
Royal Wootton Bassett, Swindon,
SN4 4BG
0333 300 0375

Depository: **NatWest Trustee & Depository Services**

Independent valuer: **CBRE**

Auditor: **Grant Thornton UK LLP**

Important information

This financial promotion has been approved under Section 21 of the Financial Services and Markets Act 2000 by Thesis Asset Management Limited. Residential property values are affected by factors such as interest rates, economic growth, fluctuations in property yields and tenant default. Property investments are relatively illiquid compared to bonds and equities, and can take a significant amount of time to trade.

Hearthstone Investments Ltd is the parent company of the Hearthstone Investments Group. Regulated business is carried out by Hearthstone Asset Management Limited. Hearthstone Asset Management Limited is an appointed representative of Thesis Asset Management Limited which is authorised and regulated by the Financial Conduct Authority (114354). Hearthstone Investments Ltd (06379066) and Hearthstone Asset Management Limited (07458920) are both registered in England and Wales. The registered office for both companies is c/o Waterstone Company Secretaries Ltd Third Floor, 5 St. Bride Street, London, United Kingdom, EC4A 4AS.

Thesis Unit Trust Management Limited is the Authorised Corporate Director. Authorised and regulated by the Financial Conduct Authority (186882).